



## Here are my top **Audacity - how to download onto Mac** tips

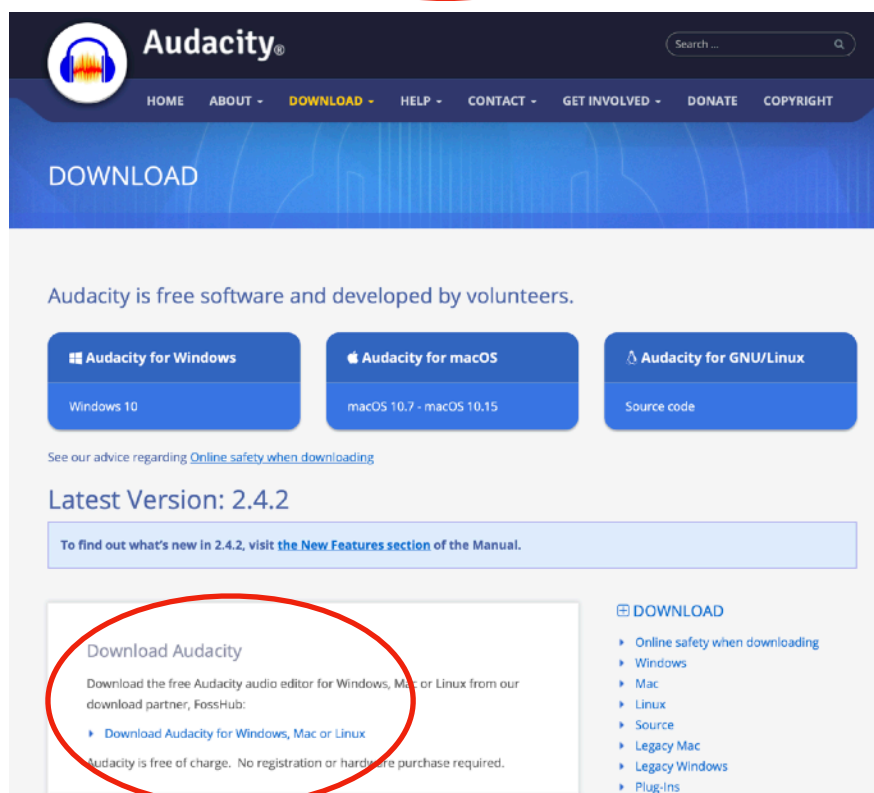
(I downloaded it recently ...after some failed attempts! Grrrr!)

Be patient, and don't be alarmed, none of it makes sense....!

*If these instructions don't work, please let me know at [liz@insideoutmusician.com](mailto:liz@insideoutmusician.com) Thanks!*

*>>>You will need to download Audacity onto your computer  
before attending Liz's Basic Intro to Audacity class<<<*

First, in your browser go to [audacityteam.org](http://audacityteam.org) and click on **Download Audacity** (circled in red)



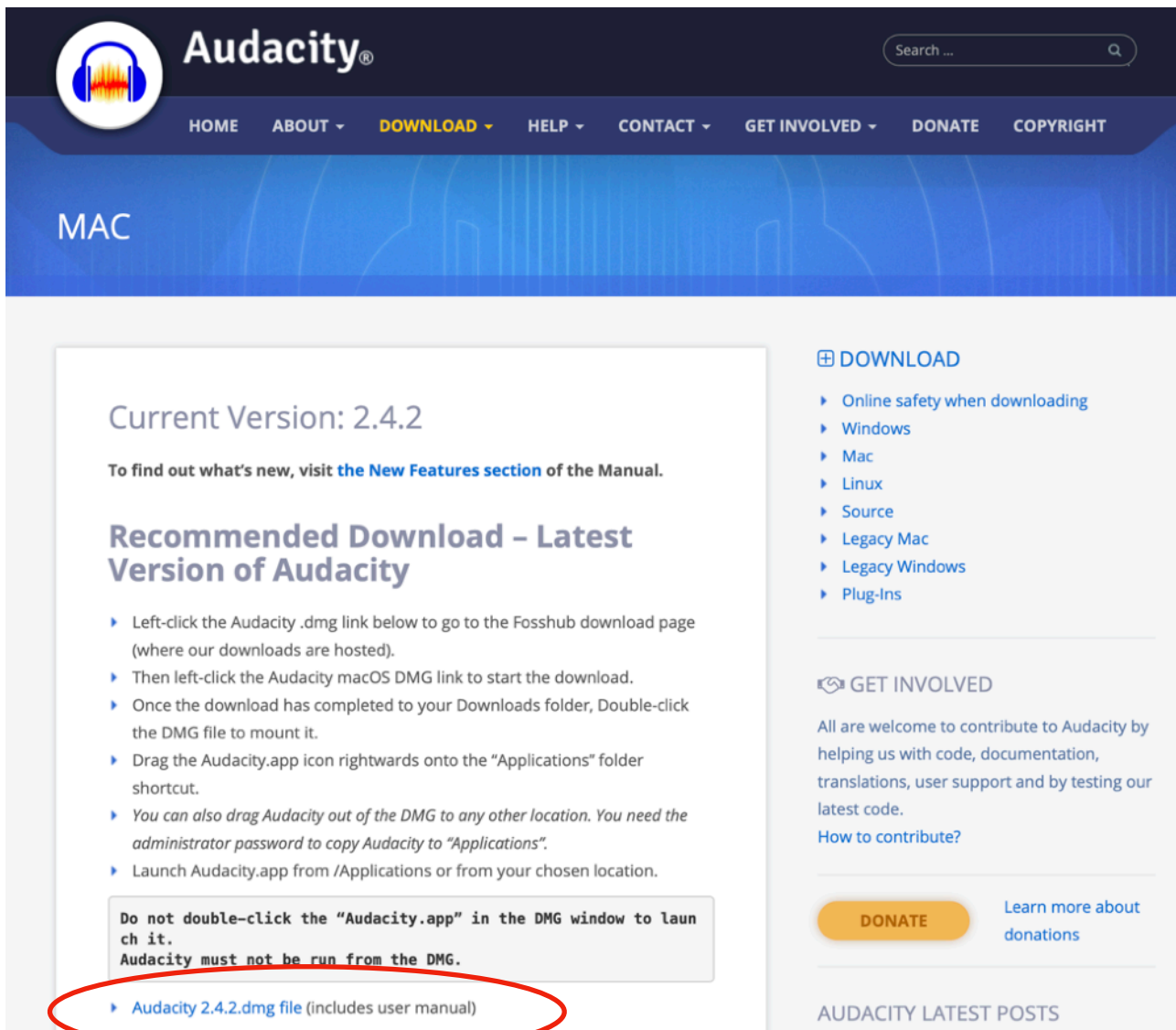
The next page opens up with some Download options.

Look at the bottom of the screen and click on the light blue writing:

**Download Audacity for Windows, Mac or Linux**



This next page opens - and looks scary. Keep breathing. I will explain....



**Audacity®** Search ...

HOME ABOUT **DOWNLOAD** HELP CONTACT GET INVOLVED DONATE COPYRIGHT

## MAC

Current Version: 2.4.2

To find out what's new, visit [the New Features section](#) of the Manual.

### Recommended Download – Latest Version of Audacity

- ▶ Left-click the Audacity .dmg link below to go to the Fosshub download page (where our downloads are hosted).
- ▶ Then left-click the Audacity macOS DMG link to start the download.
- ▶ Once the download has completed to your Downloads folder, Double-click the DMG file to mount it.
- ▶ Drag the Audacity.app icon rightwards onto the "Applications" folder shortcut.
- ▶ You can also drag Audacity out of the DMG to any other location. You need the administrator password to copy Audacity to "Applications".
- ▶ Launch Audacity.app from /Applications or from your chosen location.

Do not double-click the "Audacity.app" in the DMG window to launch it.  
Audacity must not be run from the DMG.

▶ [Audacity 2.4.2.dmg file](#) (includes user manual)

#### DOWNLOAD

- ▶ Online safety when downloading
- ▶ Windows
- ▶ Mac
- ▶ Linux
- ▶ Source
- ▶ Legacy Mac
- ▶ Legacy Windows
- ▶ Plug-Ins

#### GET INVOLVED

All are welcome to contribute to Audacity by helping us with code, documentation, translations, user support and by testing our latest code.

[How to contribute?](#)

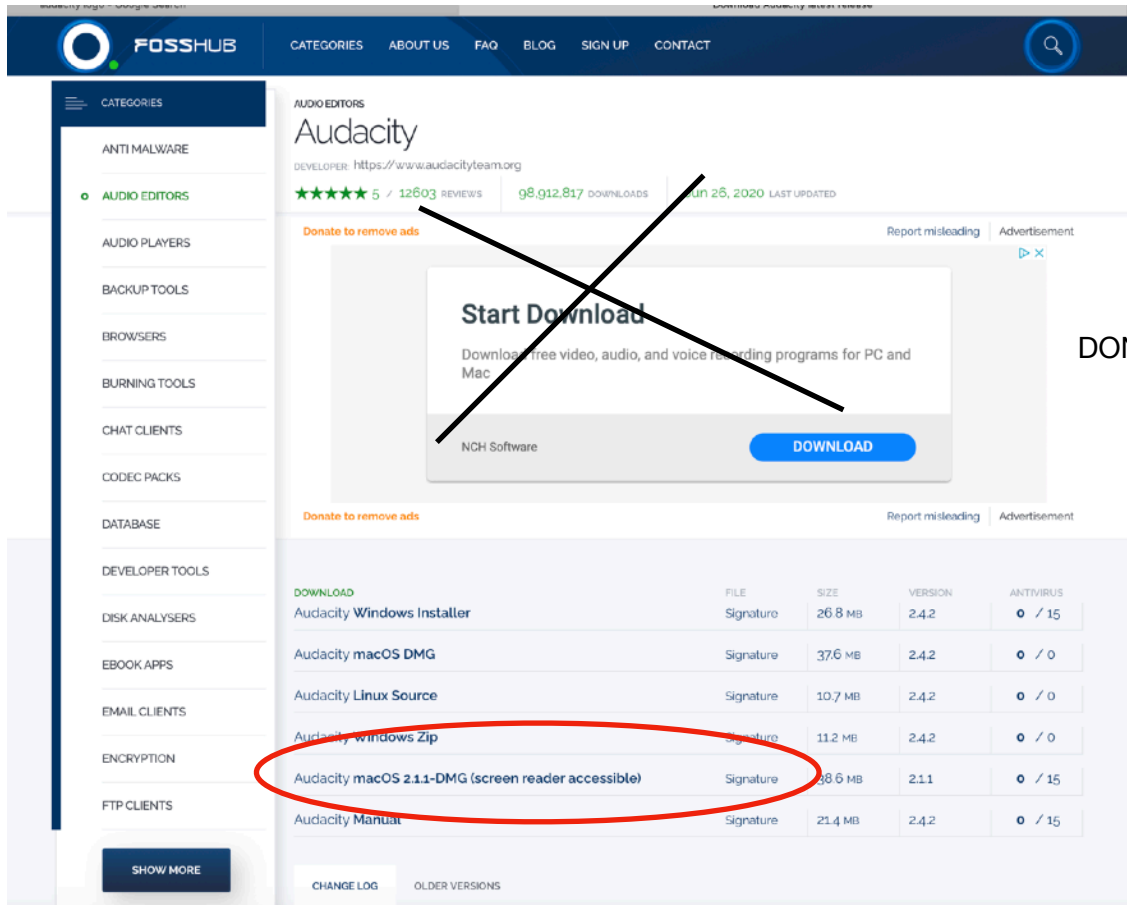
[DONATE](#) [Learn more about donations](#)

#### AUDACITY LATEST POSTS

The download link you need to click on is small and in **pale blue** at the bottom of the first part of the box, like this: **Audacity 2.4.2dmgfile (includes user manual)**

Click on this blue link and it gives you a 'Start Download' option but... **don't click on 'Start Download'!** (if you do this takes you somewhere random.)

There's one more link you need to select on the next page (...keep breathing...)



**FOSSHUB** CATEGORIES ABOUT US FAQ BLOG SIGN UP CONTACT

**AUDIO EDITORS**  
**Audacity**  
 DEVELOPER: <https://www.audacityteam.org>  
 ★★★★★ 5 / 12603 REVIEWS 98,912,817 DOWNLOADS Jan 26, 2020 LAST UPDATED

Donate to remove ads Report misleading Advertisement

**Start Download**  
 Download free video, audio, and voice recording programs for PC and Mac  
 NCH Software **DOWNLOAD**

Donate to remove ads Report misleading Advertisement

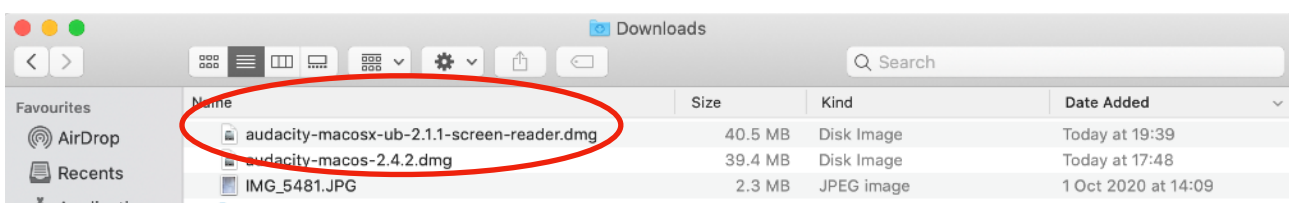
DOWNLOAD	FILE	SIZE	VERSION	ANTIVIRUS
Audacity Windows Installer	Signature	26.8 MB	2.4.2	0 / 15
Audacity macOS DMG	Signature	37.6 MB	2.4.2	0 / 0
Audacity Linux Source	Signature	10.7 MB	2.4.2	0 / 0
Audacity Windows Zip	Signature	11.2 MB	2.4.2	0 / 0
<b>Audacity macOS 2.1.1-DMG (screen reader accessible)</b>	Signature	38.6 MB	2.1.1	0 / 15
Audacity Manual	Signature	21.4 MB	2.4.2	0 / 15

CHANGE LOG OLDER VERSIONS

Look in the list below and find the **Audacity macOS DMG** link.

Click on **Audacity macOS DMG** and it will automatically download a 'dmg file' into your Downloads Folder on your computer. You are nearly there now, but keep reading on because there are a few more steps that are NOT OBVIOUS!

Once the DMG file has downloaded onto your computer it will appear in your Download Folder like this BUT....**Don't OPEN this file!** You have to drag two things first....





FIRST - Click and drag the **dmg file** into your 'Applications' folder. *(To drag on a tracking pad: click and hold with one finger and move the icon with another other finger. Let everything go when the cursor is hovering in the right place).*

A 'pop up' should appear - with an Audacity icon like this.



It says '**drag the Audacity icon to the applications shortcut**'.

NOW - using your mouse drag the Audacity icon (from the pop up) across into your Applications folder. *(Weird but true).*

Now - da-dah! - you will be able to **open Audacity**.

**You can do this** by going to your Applications folder and clicking on the Audacity icon.

**Hooray!!** Well done for getting this done, if it didn't work... sorry! I tried.

*For a jargon free session on Audacity Basics sign up to one of  
Liz Dilnot Johnson's classes at InsideOut Musician.*

*\* Liz uses a Mac and not Windows.*

*\*This course is designed for Mac users.*