


InsideOut Musician
1 minute Creative Challenge #7
Orion Star Melody




1. Choose 2 notes
to represent
the first two stars you see...



I chose a **high D** and **A** below it

2. Play them together or one after the other.
Decide on a star-like pattern.

3. As the sky clears you can see two more stars in the constellation.
Add one more note - one next to your first note,
one next to your second note to create a new melodic shape
Go up/down the same interval to make a symmetrical shape.



I went up one note then down one note like this:

D up one to **E**

A down one to **G**

to create this melodic shape:

D-E A-G

4. Decide on a rhythmic pattern for these notes.
Some stars are brighter than others, so some notes
may be louder or quieter,
longer or shorter.

5. Now you can see two more stars...
Add another note on either side.

They can be close or further away from your first notes.


I decided to go up and down 4 notes like this:

D-E up 4 to A

A-G down 4 to D

To create this pattern:

D-E-A A-G-D



6. Keep adding stars to create your own beautiful star constellation.
Keep adding notes until the whole constellation is visible.
Play your piece from the beginning to the end to summon up the night sky.

For more Creative Challenges from **Liz Dilnot Johnson**
visit insideoutmusician.com

7. Send your **Orion Star Melody** to liz@insideoutmusician.com

